

MANOTICK HORTICULTURAL SOCIETY
SUMMER HORTICULTURAL AND DESIGN SHOW SCHEDULE

“Look Summer So Near”

June 10, 2024
7:00 – 9:00 pm
Manotick United Church

Welcome to the “**Look Summer So Near**” Manotick Horticultural Society (MHS) 2024 Summer Horticultural and Design Show. Please read and follow the instructions carefully.

This flower show is open to all MHS members. The entries will be judged by a certified Judge.

Show Committee Members:

- Wendy Finnie (Chair), Sheila King (Co-Chair), Jennifer Johnston (Co-Chair/Photographer)
- Donna Schonhoffer (Statistician)

General Rules and Regulations:

Refer to website to view the full details re - [Horticultural and Design Show Rules and Regulations](#).

For more information contact: mhs@manotickhorticulturalsociety.com

+++++

*Please have all entries labelled and placed on tables by **6:45 pm** and pick-up by **8:45 pm**.*

Volunteers will assist you with your registration for an entrant number, entry tags and placement of exhibits on tables.

Entry Tags: *You may print and complete your entry tags in advance – go to page 7 to print tags and reference the **example** to complete the fields on page 6. Each entry tag must be folded under to hide your name. The entry tags are to remain folded. The Horticultural Show Convener/Statistician will unfold the entry tags once the judging is fully completed.*

Have fun and best of luck!

Time Schedule for the event:

5:30 pm to 6:45 pm	Registration for entering the show
6:45 pm	All entries must be labelled using MHS entry tags and placed on table by 6.45 pm * No late entries accepted *
6:30p m – 8:00 pm	Lower Hall - Member's Social
6:45 pm to 8:00 pm	Upper Hall - Show hall closed to members for judging purposes
8:00 pm	Upper Hall - Members can view the entries in Upper Hall
8:15 pm	Announce Judge's Choices as determined by Judge
8:30 pm	Pick up of entries
8:45 pm	Clean up

+++++

Awards for this Show:

- Each Class: 1st, 2nd and 3rd place in each class will be identified as determined by the Judge.
- An Honourable Mention will be awarded if the Judge deems a specimen to be of merit.
- Year-End Champion Points: Points earned for 1st, 2nd and 3rd place in each class will be tracked by the Statistician towards the determination of year-end awards/champions for the 2024 calendar year.
- Judge's Choice Awards: A gift certificate of \$25.00 from one of the MHS sponsors will be awarded as determined by the judge as follows:
 - Division 1 – Horticulture Specimen Classes – Classes 1 to 36
 - Division 1 – Horticultural Specimen Classes – Classes 37 to 40
 - Division 2 & 3 – Design Classes and Special Exhibition – Classes 41A to 43B

DIVISION 1 – HORTICULTURAL SPECIMEN CLASSES

For general guidelines and rules, see **Horticultural and Design Show Rules and Regulations**.

DIVISION 1 – HORTICULTURAL SPECIMEN CLASSES		
		Comments
Class 1	<i>Allium</i>	1 stem
Class 2	<i>Clematis</i> - with own foliage attached	1 bloom
Class 3	<i>Hemerocallis</i> (daylily) - any variety	1 scape
Class 4	<i>Iris</i> (bearded) - white, cream, or yellow self-colour	1 scape
Class 5	<i>Iris</i> (bearded) -pink or red self-colour	1 stalk
Class 6	<i>Iris</i> (bearded) -orange or bronze self-colour	1 stalk
Class 7	<i>Iris</i> (bearded) -lavender or light blue self-colour	1 stalk
Class 8	<i>Iris</i> (bearded) -purple or black self-colour	1 stalk
Class 9	<i>Iris</i> (bearded) - bi-colour, (standards and falls contrasting colours)	1 stalk
Class 10	<i>Iris</i> (bearded) - bi-tone, (standards and falls differing tones of same colour)	1 stalk
Class 11	<i>Iris</i> Siberian - same variety	3 stalks
Class 12	<i>Iris</i> - any other variety or colour not mentioned above	1 stalk
Class 13	Lupinus (Lupine)	1 stem
Class 14	<i>Paeonia</i> (Peony) - single, Japanese or anemone, any colour	1 bloom
Class 15	<i>Paeonia</i> (Peony) - semi-double, any colour	1 bloom
Class 16	<i>Paeonia</i> (Peony) - double red	1 bloom
Class 17	<i>Paeonia</i> (Peony) - double white	1 bloom
Class 18	<i>Paeonia</i> (Peony) - double pink	1 bloom
Class 19	<i>Paeonia</i> (Peony) - tree	1 bloom

Class 20	<i>Paeonia</i> (Peony) - any other than above * When showing peonies, please remove side buds and all but the uppermost leaves.	1 bloom
Class 21	<i>Papaver orientale</i> (Oriental poppy)	1 stem
Class 22	<i>Rosa</i> (Rose) - hybrid tea, any cultivar, remove buds	1 specimen bloom
Class 23	<i>Rosa</i> (Rose) - grandiflora, any cultivar	1 specimen bloom or spray
Class 24	<i>Rosa</i> (Rose) - floribunda, any cultivar	1 spray
Class 25	<i>Rosa</i> (Rose) - Modern shrub, any cultivar	1 spray
Class 26	<i>Rosa</i> (Rose) - English or Austin, any cultivar	1 bloom or spray
Class 27	<i>Rosa</i> (Rose) - Canadian rose (i.e., Explorer, Morden, Parkland, Artists series, etc.)	1 bloom or spray
Class 28	<i>Rosa</i> (Rose) - Miniature	1 spray or specimen bloom
Class 29	<i>Rosa</i> (Rose) - Floating in a bowl, no foliage	1 bloom
Class 30	<i>Rosa</i> (Rose) - Selected for Fragrance * Try to name all rose entries, to improve the educational aspect of the show.	1 bloom
Class 31	<i>Viola</i> (Pansy) (large flowered type) - same variety, same colour, foliage attached	3 stems
Class 32	<i>Viola</i> (Pansy) (small flowered type) - same variety, with own foliage attached	3 stems
Class 33	Collection of Perennials, other than above - 3 kinds, named on index card	1 stem of each in 1 container
Class 34	Collection of Annuals, other than above - 3 kinds, named on index card	1 stem of each in 1 container
Class 35	Collection of 5 <i>Hosta</i> leaves - different varieties	5 leaves in 1 container
Class 36	Branch of a flowering shrub or tree	1 branch, max. 36" above table
Class 37	Perennial vegetable, on white paper plate	3 of a kind
Class 38	Annual vegetable, on white paper plate	3 of a kind
Class 39	Fruit, on white paper plate	3 of a kind
Class 40	Any other cultivar, other than above	1 stem, bloom or spray
* Paper plates will be available.		

DIVISION 2 – DESIGN CLASSES

We hope you'll try your hand at these simple designs!

For general guidelines and rules, see **Horticultural and Design Show Rules and Regulations**.

1 entry permitted per exhibitor per class.

DIVISION 2 – DESIGN CLASSES		
		Comments
Class 41A	Stand on Guard – A vertical parallel design. Design is to be no larger than 24 inches in any direction.	Parallel design as one unit (page 146 OJES 2019) - A design in which three or more groupings are placed in a vertical parallel manner in open spaces between groupings. The design is in one container or in containers combined so as to appear as one unit.
Class 41B	Same as above, but for beginner exhibitors	
Class 42A	A Kitchen Container – Using a teapot or other interesting container from your kitchen. Design is to be no larger than 24 inches in any direction.	
Class 42B	Same as above, but for beginner exhibitors	

DIVISION 3 – SPECIAL EXHIBITION

For general guidelines and rules, see **Horticultural and Design Show Rules and Regulations**.

1 entry permitted per exhibitor per class.


DIVISION 3 – SPECIAL EXHIBITS		
		Comments
Class 43A	Fairy Garden – A number of horticulturally compatible plants (rooted or cut horticultural specimens) growing in a 12" dish container. Use of several different plants, and accessories are permitted.	A miniature scene in a single container often reminiscent of children's stories (page 139 OJES 2019).
Class 43B	Same as above, but for beginner exhibitors	

* Black table clothes will be used for Design Classes and Special Exhibits.


** Remember: No harmful, poisonous or invasive plants; no scarce, protected or endangered species; no cut fruit or artificial plant material; no soil is permitted in design entries.

ENTRY TAGS - You can complete the entry tags in advance of show day by printing the tags on page 6 and completing these **fields**: Class No, Division No, Description, and Name.
The Entrant No. will be assigned to you on show day at the Horticultural Show Registrant table.

EXAMPLE

<p>Manotick Horticultural Society</p>  <p>HORTICULTURAL and DESIGN SHOW ENTRY TAG</p> <p>Entrant No: _____ Class No: <u>21</u> _____ Division No: <u>1</u> _____ Description: <u>Peony</u> _____ _____</p> <hr/> <p>Remarks by Judge</p> <p>----- <i>Fold Your Name Under</i> Grown and Exhibited by: Name: <u>MHS Poppy</u> _____</p> <hr/>

TEMPLATE - PRINTABLE ENTRY TAGS - on next page





Manotick Horticultural Society



HORTICULTURAL and DESIGN SHOW
ENTRY TAG

Entrant No: _____
Class No: _____
Division No: _____

Description: _____

Remarks by Judge

.....
Fold Your Name Under
Grown and Exhibited by: _____
Name: _____

Manotick Horticultural Society



HORTICULTURAL and DESIGN SHOW
ENTRY TAG

Entrant No: _____
Class No: _____
Division No: _____

Description: _____

Remarks by Judge

.....
Fold Your Name Under
Grown and Exhibited by: _____
Name: _____

Manotick Horticultural Society



HORTICULTURAL and DESIGN SHOW
ENTRY TAG

Entrant No: _____
Class No: _____
Division No: _____

Description: _____

Remarks by Judge

.....
Fold Your Name Under
Grown and Exhibited by: _____
Name: _____

Manotick Horticultural Society



HORTICULTURAL and DESIGN SHOW
ENTRY TAG


Entrant No: _____
Class No: _____
Division No: _____

Description: _____

Remarks by Judge

.....
Fold Your Name Under
Grown and Exhibited by: _____
Name: _____

Manotick Horticultural Society



HORTICULTURAL and DESIGN SHOW
ENTRY TAG

Entrant No: _____
Class No: _____
Division No: _____

Description: _____

Remarks by Judge

.....
Fold Your Name Under
Grown and Exhibited by: _____
Name: _____